


## Inductive Loop Cable

### Application

The cables are designed for installation between railway running rails and they provide communications between trains and trackside equipments.

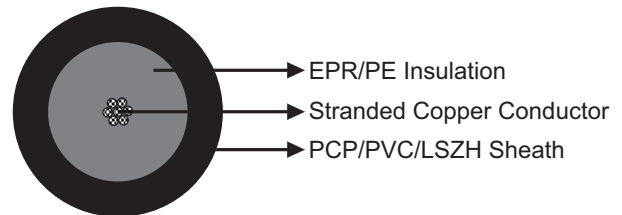


### Standards

- TR2029

### Construction

- Conductors: Stranded copper conductor.
- Insulation: EPR/PE.
- Sheath: PCP/PVC/LSZH.

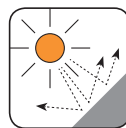


### Electrical Characteristics at 20°C

Nominal Conductor Cross Section	mm <sup>2</sup>	1.5	2.5
Maximum Conductor Resistance	Ω/km	13.7	7.41
Minimum Insulation Resistance	MΩ.km	5000	5000
Capacitance to Earth @1KHz	pF/km	0.1	0.1

### Mechanical and Thermal Properties

- Minimum Bending Radius: 6×OD (static); 15×OD (dynamic)
- Temperature Range: -20°C to +85°C



UV Resistant



Mineral Oil Resistant



Rated voltage



Buried in Ground



Laid In Ducts

### Dimensions and Weight

Cable Code	No. of cores & Nominal Conductor Cross Sectional Area No. × mm <sup>2</sup>	No. & Nominal Diameter of Strands No./mm	Nominal Insulation Thickness mm	Nominal Sheath Thickness mm	Nominal Overall Diameter mm	Nominal Weight kg/km
RS2029-3G5G-1G1.5	1×1.5	30/0.25	0.8	1.4	6.6	70
RS2029-2YY-1G2.5	1×2.5	7/0.67	3.5	2.0	13	183
RS2029-2YH-1G2.5	1×2.5	7/0.67	0.7	4.5	13	219

LSZH Sheath



Flame Retardant  
NF C32-070-2.1(C2)  
IEC 60332-1/EN 50265-2-1



Fire Retardant  
NF C32-070-2.2(C1)  
IEC 60332-3/EN50266



Zero Halogen  
IEC 60754-1/NF C20-454  
EN 50267-2-1



Low Smoke Emission  
IEC 61034/NFC20-902  
EN 50268/NF C32-073



Low Corrosivity  
EN 50267-2-2/NF C32-074  
IEC 60754-2/NF C20-453



Low Toxicity